

FEATURES

Flatwork ironer with roll sizes: 2.600 and 3.300mm long and diameter 600, 800 and 1.000mm.

Panels in painted steel.

One or two working lanes: one lane for bedsheets and two lanes for tablecloth and smaller pieces.

Lengthfold (1 or 2 folds) and crossfold (up to 3 folds).

Folding system by photocells and compressed air.

Two types of linen stacker, with possibility to program the number of items stacked. The stacker can be positioned on either side of the machine.

Frequency control.

Feeding and ironing belts are NOMEX.

Touch-screen control: programs can be created with speed control (between 3 and 18mts/min), temperature and folding parameters.

Automatic stop after cooling down (at 80°C).

Big output capacity, depending on the residual moisture of the linen, up to 290kg/hour directly from the high spin washer extractor.

Electric, gas or steam heating.

Efficient gas models with radiant burner (increase of 25% more production, available in diameter 800 models and standard in diameter 1.000 models).

Powerful exhaust system.



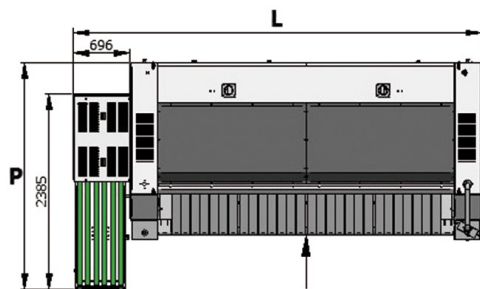
OPTIONS

- Side stacker (up to 10 to 15 tablecloth and 10 bedsheets)
- Roll-off compact stacker 1 lane (up to 5 tablecloth)
- Vacuum belts to help linen feeding
- Automatic 1 lane clamp feeder (without vacuum feeding belts)
- Bypass for rear exit
- Rear exit with table + bypass
- Four lanes for lengthfolding
- Motorized high table for side exit (no stacker) H=805mm
- Low table for side exit (no stacker) H=480mm
- Rotating control panel
- 2 lanes rear collector + bypass
- 4 lanes rear collector + bypass
- Double air pressure for thick linen
- Linen rejection system (dirty or torn)
- Remote service
- Maintenance Kit for Ironers
- Maritime packaging SPE
- Maritime packing for side stacker
- Maritime packing for ROLL OFF
- Maritime packing for small pieces collector 2 lanes
- Maritime packing for small pieces collector 4 lanes
- Different voltage from 400V 3~ +N 50 Hz

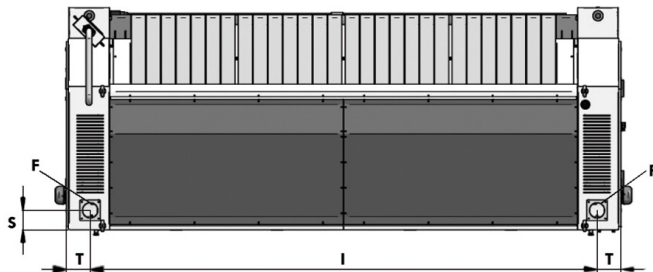
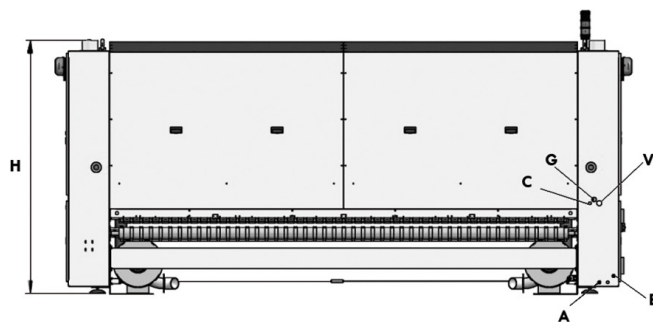
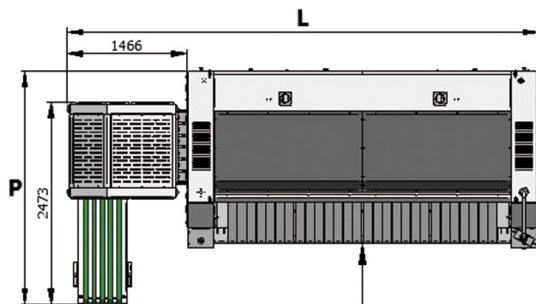
GENERAL DATA	UNIT.	SPE800-1-3300
Theoretical production* elec/steam/atm. Gas heating	Kg/h	220
Theoretical production* radiant gas burner	Kg/h	253
Ø Roll	mm	800
Working width	mm	3.300
Height floor-feeding	mm	1.050
Working speed	mt/min	3-13
Control type	-	Digital
No. of programs	Nº.	20
Side stacker	Nº.	OPT.
FOLDING		
1 lane - lengthfold	Nº.	1-2
1 lane - crossfold	Nº	1-2-3
2 lanes - lengthfold	Nº	1-2
2 lanes - crossfold	Nº	1-2
POWER		
Electric heating	kW	72
Max. electric power electric heating	kW	75,5
Gas heating (natural / LPG)	kW	124,70
Max. electric power gas heating	kW	3,5
Steam heating	kW	110
Max. electric power steam heating	kW	3,5
CONNECTIONS		
Ø Gas inlet	BSP	1"
Ø Steam inlet (12 bar max.)	BSP	1"
Ø Condensed (steam models)	BSP	1/2"
Ø Air inlet	BSP	12
DIMENSIONS / PACKAGING DIMENSIONS		
Net width / gross width	mm	4.440 / 4.600
Net depth / gross depth	mm	2.210 / 2.280
Net height / gross height	mm	2.300 / 2.230
Net weight / gross weight	Kg	3.730 / 4.330
Volume	m³	22,57 / 23,39
OTHERS		
No. Fume outlet	Nº	2
Ø Fume outlet	mm	160
Extraction rate	m³/h	2 x 1.000
Compressed air consumption (6,5 bar)	mm	19.000
Sound Level	dB	70

* 50% residual moisture, 140gr/m² of cotton, 100% roll use

Compact Stacker
(roll-off)



Stacker



Compact Stacker

	L	P
SPE800-2600	4.425	2.385
SPE800-3300	5.125	2.385

Stacker

	L	P
SPE800-2600	5.105	2.476
SPE800-3300	5.805	2.476

- A. Compressed air inlet
- C. Condensation discharge (steam models)
- E. Electrical connection
- F. Fumes extraction
- G. Gas inlet
- V. Steam inlet

	H	I	T	S	A	C	E	F	G	V	W
SPE800-2600	1.867	1.196	1.208	478	Ø12	1/2"	5G4	Ø160	1"	1"	765
SPE800-3300	1.867	1.896	1.208	478	Ø12	1/2"	5G4	Ø160	1"	1"	765