

FEATURES

Flatwork ironer with roll sizes: 2.600 and 3.300mm long and diameter 600, 800 and 1.000mm.

Panels in painted steel.

One or two working lanes: one lane for bedsheets and two lanes for tablecloth and smaller pieces.

Lengthfold (1 or 2 folds) and crossfold (up to 3 folds).

Folding system by photocells and compressed air.

Two types of linen stacker, with possibility to program the number of items stacked. The stacker can be positioned on either side of the machine.

Frequency control.

Feeding and ironing belts are NOMEX.

Touch-screen control: programs can be created with speed control (between 3 and 18mts/min), temperature and folding parameters.

Automatic stop after cooling down (at 80°C).

Big output capacity, depending on the residual moisture of the linen, up to 290kg/hour directly from the high spin washer extractor.

Electric, gas or steam heating.

Efficient gas models with radiant burner (increase of 25% more production, available in diameter 800 models and standard in diameter 1.000 models).

Powerful exhaust system.



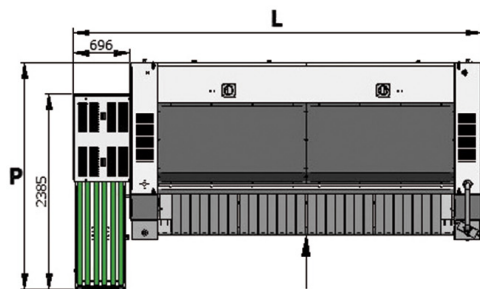
OPTIONS

- Stacker - it can stack up to 15 tablecloth, 10 bedsheets
- Compact (roll-off) stacker - it can stack up to 5 tablecloth
- Vacuum feeding belts to help the linen feeding
- Automatic 1 lane clamp feeder without vacuum feeding belts
- By pass for rear exit
- Rear exit with table + bypass
- Small pieces back collector: 2 lanes + bypass included
- Small pieces back collector: 4 lanes + bypass included
- Double air pressure in length folds for thicker linen
- Linen reject system (dirty or torn)
- Remote service
- Different voltage from 400V III +N 50 Hz
- Maintenance Kit for Ironers
- Maritime packing for SPE
- Maritime packing for side stacker
- Maritime packing for ROLL OFF
- Maritime packing for small pieces collector 2 lanes
- Maritime packing for small pieces collector 4 lanes

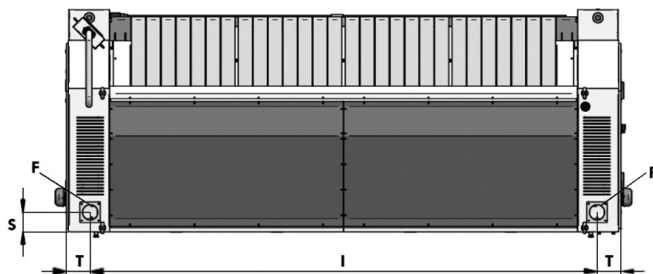
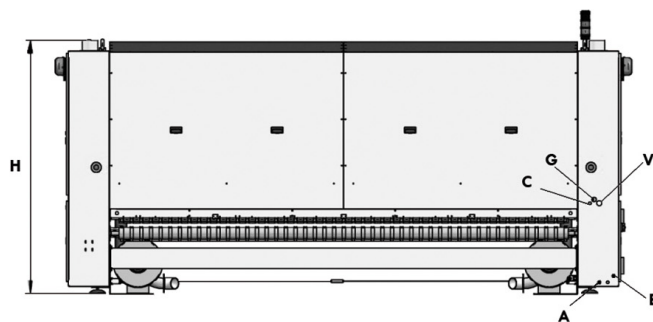
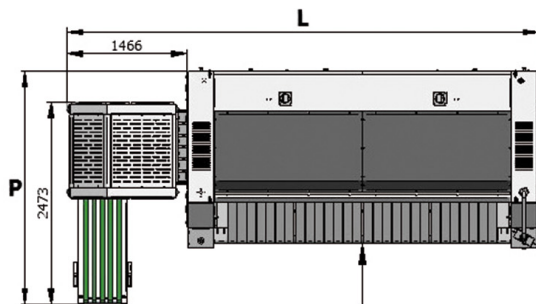
GENERAL DATA	UNIT.	SPE600-1-2600
Theoretical production* elec/steam/atm. Gas heating	Kg/h	125
Theoretical production* radiant gas burner	Kg/h	-
Ø Roll	mm	600
Working width	mm	2.600
Height floor-feeding	mm	1.050
Working speed	mt/min	1-12
Control type	-	Digital
No. of programs	Nº.	20
Side stacker	Nº.	OPT.
FOLDING		
1 lane - lengthfold	Nº.	1-2
1 lane - crossfold	Nº	1-2-3
2 lanes - lengthfold	Nº	1-2
2 lanes - crossfold	Nº	1-2
POWER		
Electric heating	kW	54
Max. electric power electric heating	kW	57,1
Gas heating (natural / LPG)	kW	63,30
Max. electric power gas heating	kW	3,1
Steam heating	kW	55
Max. electric power steam heating	kW	3,1
CONNECTIONS		
Ø Gas inlet	BSP	1"
Ø Steam inlet (12 bar max.)	BSP	1"
Ø Condensed (steam models)	BSP	1/2"
Ø Air inlet	BSP	12
DIMENSIONS / PACKAGING DIMENSIONS		
Net width / gross width	mm	3.740 / 3.900
Net depth / gross depth	mm	2.210 / 2.280
Net height / gross height	mm	2.040 / 1.970
Net weight / gross weight	Kg	2.686 / 3.050
Volume	m³	16,86 / 17,52
OTHERS		
No. Fume outlet	Nº	2
Ø Fume outlet	mm	120
Extraction rate	m³/h	2 x 1.000
Compressed air consumption (6,5 bar)	mm	15.000
Sound Level	dB	70

* 50% residual moisture, 140gr/m² of cotton, 100% roll use

Compact Stacker
(roll-off)



Stacker



Compact Stacker

	L	P
SPE600-2600	4.425	2.385
SPE600-3300	5.125	2.385

Stacker

	L	P
SPE600-2600	5.105	2.476
SPE600-3300	5.805	2.476

- A. Compressed air inlet
- C. Condensation discharge (steam models)
- E. Electrical connection
- F. Fumes extraction
- G. Gas inlet
- V. Steam inlet

	H	I	T	S	A	C	E	F	G	V	W
SPE600-2600	1.867	1.196	1.208	478	Ø12	1/2"	5G4	Ø120	1"	1"	765
SPE600-3300	1.867	1.896	1.208	478	Ø12	1/2"	5G4	Ø120	1"	1"	765